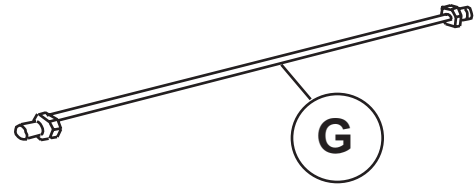


Second Axle Universal Stainless Tube KIT


- [B] 24" Flex Hose - 3 req
- [C] Coupler nut - 1 req
- [D] 60" Stainless Brake line tube - 1 req
- [E] Brass Tee - 2 req
- [F] Plug - 1 req
- [G] 36" stainless brake line tube - 1 req

For installation of second axle brake line kit, Remove plug [F] from Tee on first axle kit mainline, & install 36" SS brake tube [G] from that Tee, to the Tee of the second axle tube kit with the plug in it.

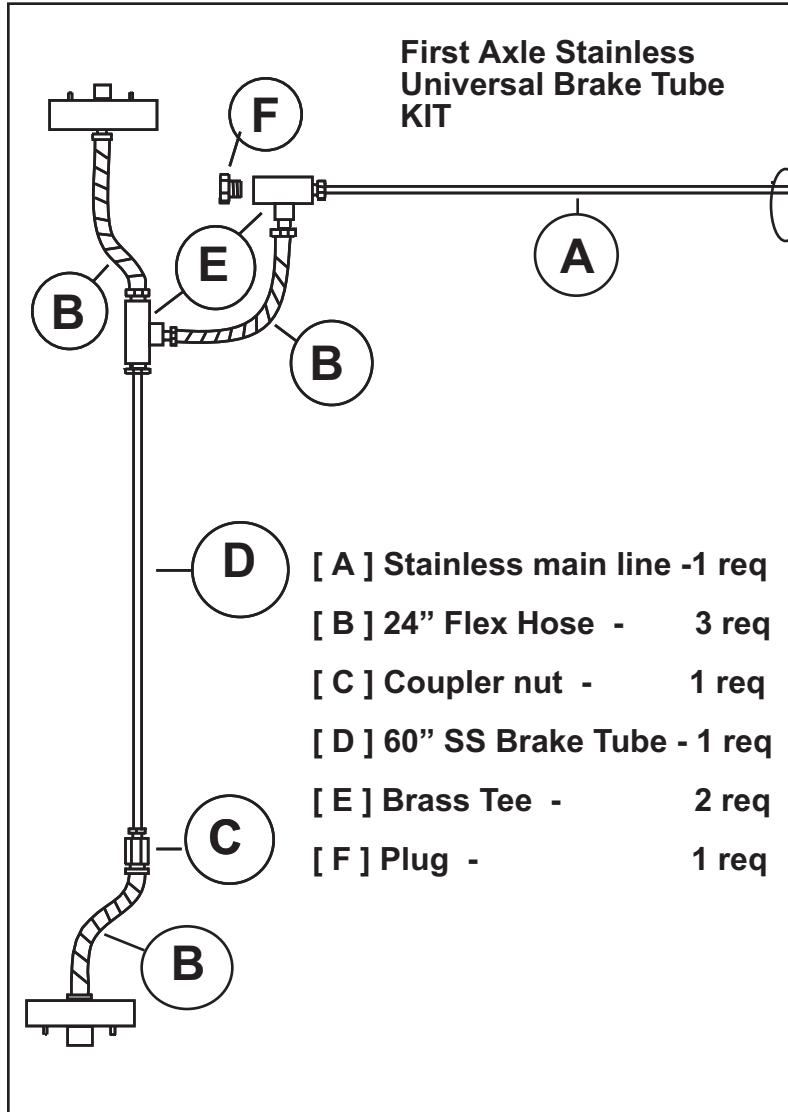
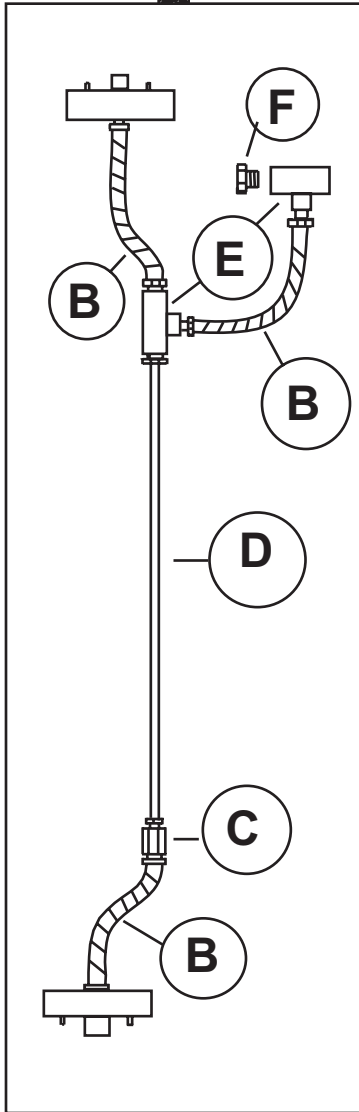


First Axle Stainless Universal Brake Tube KIT

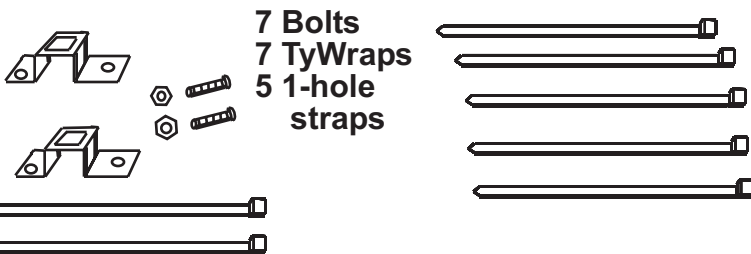
- [A] Stainless main line - 1 req
- [B] 24" Flex Hose - 3 req
- [C] Coupler nut - 1 req
- [D] 60" SS Brake Tube - 1 req
- [E] Brass Tee - 2 req
- [F] Plug - 1 req



For disc brake installations, install solenoid valve between the master cylinder & the Stainless main line tubing.



EACH BRAKE TUBE KIT IS SUPPLIED WITH 7 - BLACK NYLON TYWRAPS, FOR ATTACHING THE BRAKE TUBING TO THE AXLE, & 2 STAINLESS Tee STRAPS



CHAMPION TRAILERS*
 Stainless Universal Brake Tube Kit
 For use with Drum brakes, or Disc Brakes,
 Torsion, or spring suspension axles

by D. Breaux

12 / 23 / 03

COPYRIGHT*
 CHAMPION TRAILERS 2004